



SHARK 282 SXI EVO

Shark 282 SXI evo, semi-automatic electro-hydraulic band sawing machine, with operation also in manual and semi-automatic dynamic cycle, for cutting from -45° to $+60^{\circ}$.

- Machine equipped with a latest generation microprocessor control specifically designed by Mep.

- SEMI-AUTOMATIC CYCLE: the vice closes and the motor starts - the head goes down to execute cut - motor stops - head returns to top position and vice opens.

- SEMI-AUTOMATIC DYNAMIC CYCLE: lowering the head manually, so as to position it just above the material, the semi-automatic cycle starts by pressing trigger switch on handle.

- CYCLE DOWN UP : Operating in semiautomatic cycle, the new function DOWN makes the head and blade motor stop once the cut is finished with the vice closed, by pressing the UP button the head raises back to its starting point and the vice opens.

FEATURES:

- Low voltage control panel installed on an articulated arm.

- Display for the following messages: + Diagnostic (messages in the use language). + Alarms (cause description). + Input and output status. + total cutting time + Single cut time + Blade amperage + Blade tension. + Blade speed.

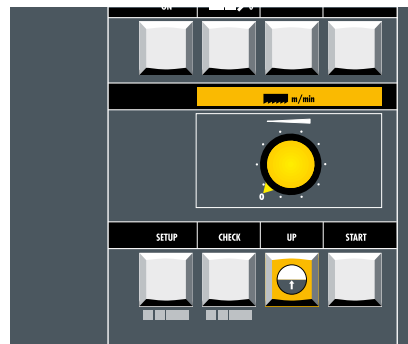




- + Head position.
- Control handle of the manual cycle at 24 V, IP55.
- Program with special cutting cycles.
- Latest generation hydraulic unit, with high efficiency and low energy consumption.
- Upper and lower saw head limits and bar feeder forward/backward, are set through a joystick according to dimension of the material.
- Structure in grey cast iron G25, reducing drastically vibrations, grant a better stability and longer blade life.
- Wide working surface with rotating table installed on a roller bearing, dia. 265 mm, pre-loaded with thrust bearing.
- Two band saw blade speed (36-72 m/min.)



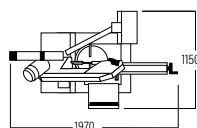
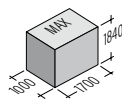
- Preset to mount the electronic inverter for infinite variable band saw blade speed (from 15 to 100m/min).
- The limits of the head stroke are programmed through the control board, depending on the dimensions of the bars to be cut.
- Manually-operated blade tensioning through electronic transducer displayed on the console.
- Hydraulic vice sliding sideways when the machine mitre left or right.
- Fast material approach device.
- Steel base with removable coolant tray.
- Electric pump for band lubrication and cooling.
- Preset to be equipped with the spray mist system (OPTIONAL), as well as with the standard-delivered traditional lubrication with emulsible



- oil.
- Wire chip brush for band cleaning.
- Machine arranged for handling with forklift.
- Adjustable measuring stop device to make cuts of the same length displayed on a millimeter scale.
- Stock support arm with roller predisposed to mount loading table.
- Bi-metal band saw blade for solids and profiles.
- Service keys and instructions manual for maintenance and spare parts list.



OPTIONALS FROM PAG 47 - N° 02 - 03 - 04 - 10 - 11 - 12 - 20 - 32 - 34 - 36 - 57 - 72 - 80



mm	kW	m/min	mm	Blade Width			kg	
				0°	220	280x220		
2950x27x0,9	1,5/1,8	36/72	285	+ 45°	230	200	220x200	485
				+ 60°	120	80	140x80	
				- 45°	200	170	200x140	